

Section 8 County Class A Championship - 6/10/2021

Mitchel Field Complex

Results

Girls 100 Meter Dash

Name	School	Prelims
Preliminaries		
1	Daniels, Tori	Valley Strea 12.90Q
2	Treble, Gaby	Oyster Bay 12.93Q
3	Ross, Kaitlyn	Valley Strea 13.29q
4	Olaniyan, Ololade	Malverne 13.31q
5	Chicoye, Amelie	West Hempste 13.41q
6	DuBose, Nicolette	Island Trees 13.65q
7	Meyenhofer, Molly	Plainedge 13.87q
8	Johnson, Mikayla	Malverne 13.91q
9	Mingo, Chance	West Hempste 13.91q
10	Sanon, Karen	Malverne 14.24
11	Jean-simon, Micharleen	Academy Char 14.27
12	McGowan, Gianna	Island Trees 14.28
13	Kassimatis, Nicole	Seaford 14.45
14	Capuano, Francesca	Wantagh 14.66
15	Palmer, Ashley	West Hempste 14.67
16	Cardinale, Kimberly	Cold Spring 14.76
17	Astaiza, Isabella	Wantagh 15.12

Girls 100 Meter Dash

Name	School	Finals
Finals		
1	Daniels, Tori	Valley Strea 12.98 10
2	Treble, Gaby	Oyster Bay 12.99 8
3	Chicoye, Amelie	West Hempste 13.67 6
4	Olaniyan, Ololade	Malverne 13.80 4
5	Meyenhofer, Molly	Plainedge 14.10 2
6	DuBose, Nicolette	Island Trees 14.13 1
7	Mingo, Chance	West Hempste 14.40
8	Johnson, Mikayla	Malverne 14.67
9	Ross, Kaitlyn	Valley Strea 15.22

Girls 200 Meter Dash

Name	School	Prelims
Preliminaries		
1	Daniels, Tori	Valley Strea 26.21Q
2	Jasinski, Megan	Cold Spring 27.64Q
3	Olaniyan, Ololade	Malverne 28.30Q
4	Meyenhofer, Molly	Plainedge 28.26q
5	DuBose, Nicolette	Island Trees 28.47q
6	Fevrier-Babb, Jordyn	Malverne 28.64q


7	Amritt, Samantha	Friends Acad 28.82q
8	Macarthur, Natalie	Locust Valle 28.87q
9	Fernandez, Anna	Cold Spring 29.04q
10	Labuda, Sophie	Cold Spring 29.81
11	Marchesi, Skyla	Wantagh 29.86
12	Sanon, Karen	Malverne 30.12
13	Weiss, Madison	Locust Valle 30.33
14	Capuano, Francesca	Wantagh 30.51

Girls 200 Meter Dash

Name	School	Finals
Finals		
1	Daniels, Tori	Valley Strea 25.88 10
2	Jasinski, Megan	Cold Spring 27.66 8
3	Olaniyan, Ololade	Malverne 28.00 6
4	Fevrier-Babb, Jordyn	Malverne 28.70 4
5	Amritt, Samantha	Friends Acad 28.90 2
6	Meyenhofer, Molly	Plainedge 28.91 1
7	Macarthur, Natalie	Locust Valle 28.99
8	DuBose, Nicolette	Island Trees 29.02
9	Fernandez, Anna	Cold Spring 29.55

Girls 400 Meter Dash

Name	School	Finals
Finals		
1	Green, Caroline	Friends Acad 1:00.02 10
2	Ong, Kelly	Plainedge 1:01.48 8
3	Guerrier, Gloria	West Hempste 1:01.92 6
4	Guerrier, Victoria	West Hempste 1:02.88 4
5	Macarthur, Natalie	Locust Valle 1:03.25 2
6	Coleman, Adrienne	Friends Acad 1:03.43 1
7	Ortuno, Gabriela	Oyster Bay 1:04.99
8	Marchesi, Skyla	Wantagh 1:05.70
9	Guerrier, Joanfaith	West Hempste 1:05.91
10	O'Keefe, Caitlin	Wheatley Sch 1:06.44
11	Smith, Kiyana	Malverne 1:06.68
12	Castiglie, Alexandra	Wheatley Sch 1:06.73
13	McBride, Jenna	Plainedge 1:11.77
14	Macatangay, Catherine	Floral Park 1:13.03
15	Jacobs, Sara	Wantagh 1:13.44
16	Kelly, Jacqueline	Floral Park 1:23.96



Section 8 County Class A Championship - 6/10/2021

Mitchel Field Complex

Results

Girls 800 Meter Run

	Name	School	Finals	
Finals				
1	Schriefer, Julia 1:14.592 (1:14.592)	Wheatley Sch	2:26.74	10
2	Jasinski, Megan 1:15.157 (1:15.157)	Cold Spring	2:28.67	8
3	Nelson, Emma 1:14.308 (1:14.308)	North Shore	2:29.09	6
4	Reagan, Fiona 1:15.182 (1:15.182)	North Shore	2:30.27	4
5	O'Brien, Caroline 1:18.484 (1:18.484)	Wheatley Sch	2:32.71	2
6	Mills, Julia 1:15.558 (1:15.558)	Floral Park	2:33.53	1
7	Ong, Kelly 1:15.493 (1:15.493)	Plainedge	2:34.38	
8	Como, Olivia 1:14.967 (1:14.967)	Friends Acad	2:34.58	
9	Rodriguez, Claudia 1:20.581 (1:20.581)	Island Trees	2:39.09	
10	Mendes, Juliana 1:20.560 (1:20.560)	Wheatley Sch	2:39.18	
11	Gagliardi, Mia 1:20.818 (1:20.818)	Oyster Bay	2:39.61	
12	Salerno, Kate 1:20.282 (1:20.282)	North Shore	2:43.35	
13	Colombi, Nicole 1:21.630 (1:21.630)	Wantagh	2:46.73	
14	Dorane, Cassandra 1:22.024 (1:22.024)	Plainedge	2:49.59	
15	Dunne, Elisabeth 1:24.422 (1:24.422)	Locust Valle	2:51.39	
16	Reif, Abigail 1:22.752 (1:22.752)	Wantagh	2:57.51	
17	Velasquez, Hailey 1:24.244 (1:24.244)	East Rockawa	2:59.30	
18	Halstead, Brianna 1:24.043 (1:24.043)	East Rockawa	3:01.22	
19	Gutierrez, Emma 1:24.970 (1:24.970)	Mineola	3:03.96	

Girls 1500 Meter Run

	Name	School	Finals	
Finals				
1	Schriefer, Julia 1:00.355 (1:00.355)	Wheatley Sch	4:50.95	10
	4:50.941 (1:13.913)		2:18.845 (1:18.490)	3:37.029 (1:18.185)
2	Frazer, Aislinn 1:00.757 (1:00.757)	Friends Acad	4:55.92	8
	4:55.919 (1:18.178)		2:19.178 (1:18.422)	3:37.741 (1:18.564)
3	Nelson, Emma 1:01.408 (1:01.408)	North Shore	5:04.48	6
	5:04.479 (1:19.778)		2:22.556 (1:21.148)	3:44.701 (1:22.146)
4	Keys, Emmie 1:01.056 (1:01.056)	Wheatley Sch	5:05.00	4
	5:04.997 (1:19.928)		2:21.578 (1:20.523)	3:45.069 (1:23.492)
5	Bush, Madeline 1:01.156 (1:01.156)	North Shore	5:14.35	2
	5:14.342 (1:24.815)		2:23.241 (1:22.086)	3:49.528 (1:26.287)
6	Mills, Julia 1:02.493 (1:02.493)	Floral Park	5:28.10	1
	5:28.091 (1:29.184)		2:28.138 (1:25.645)	3:58.908 (1:30.770)
7	Hornick, Jade 1:03.860 (1:03.860)	Valley Strea	5:29.86	
	5:29.856 (1:24.250)		2:34.056 (1:30.196)	4:05.606 (1:31.550)
8	Ashbahian, Michelle 1:03.508 (1:03.508)	Floral Park	5:37.21	
	5:37.210 (1:27.224)		2:34.360 (1:30.853)	4:09.987 (1:35.627)
9	Barton, Nayiri 1:04.057 (1:04.057)	Wheatley Sch	5:39.69	
	5:39.682 (1:30.359)		2:35.432 (1:31.376)	4:09.323 (1:33.892)
10	Schrader, Sophia 1:03.636 (1:03.636)	Mineola	5:47.85	
	5:47.846 (1:38.124)		2:33.882 (1:30.247)	4:09.722 (1:35.840)
11	Dorane, Cassandra 1:05.893 (1:05.893)	Plainedge	5:48.51	
	5:48.502 (1:29.714)		2:42.481 (1:36.588)	4:18.788 (1:36.308)
12	Dominguez, Natasha 1:06.662 (1:06.662)	West Hempste	5:54.00	
	5:53.997 (1:35.450)		2:41.549 (1:34.888)	4:18.547 (1:36.998)
13	Taggart, Kaitlyn 1:06.214 (1:06.214)	Wantagh	5:55.67	
	5:55.661 (1:31.829)		2:41.885 (1:35.672)	4:23.832 (1:41.947)
14	Garra, Gabrielle 1:04.318 (1:04.318)	Cold Spring	6:06.94	
	6:06.938 (1:43.308)		2:41.181 (1:36.863)	4:23.631 (1:42.450)



Section 8 County Class A Championship - 6/10/2021

Mitchel Field Complex


Results

Finals ... (Girls 1500 Meter Run)

	Name	School	Finals
15	Colonel, Tara	Plainedge	6:09.44
	1:06.734 (1:06.734)	2:45.946 (1:39.213)	4:30.136 (1:44.190)
	6:09.431 (1:39.295)		
16	Naraine, Leila	Carle Place	6:11.83
	1:07.549 (1:07.549)	2:46.267 (1:38.718)	4:30.732 (1:44.465)
	6:11.828 (1:41.097)		
17	Wang, Julia	Cold Spring	6:13.00
	1:06.936 (1:06.936)	2:41.281 (1:34.345)	4:26.674 (1:45.394)
	6:12.998 (1:46.325)		
18	Zanni, Isabella	Plainedge	6:13.70
	1:07.199 (1:07.199)	2:46.306 (1:39.107)	4:29.672 (1:43.366)
	6:13.695 (1:44.024)		
19	Mosca, Chloe	Carle Place	6:14.80
	1:07.283 (1:07.283)	2:46.056 (1:38.774)	4:31.515 (1:45.459)
	6:14.795 (1:43.280)		

Girls 3000 Meter Run

	Name	School	Finals
Finals			
1	Flanagan, Greta	Oyster Bay	11:14.46 10
	37.352 (37.352)	1:58.617 (1:21.266)	3:26.737 (1:28.120)
	4:59.439 (1:32.703)	6:35.842 (1:36.403)	8:12.398 (1:36.557)
	9:48.965 (1:36.567)	11:14.456 (1:25.492)	
2	Rosencrans, Sophie	North Shore	11:34.34 8
	43.548 (43.548)	2:13.535 (1:29.987)	3:49.714 (1:36.179)
	5:27.856 (1:38.143)	7:03.204 (1:35.348)	8:32.035 (1:28.832)
	10:04.845 (1:32.810)	11:34.336 (1:29.492)	
3	Mulada, Sophia	Cold Spring	11:36.58 6
	43.509 (43.509)	2:12.686 (1:29.177)	3:45.772 (1:33.086)
	5:19.514 (1:33.743)	6:55.165 (1:35.652)	8:32.683 (1:37.518)
	10:07.820 (1:35.138)	11:36.580 (1:28.760)	
4	Marchioli, Sophia	North Shore	12:00.35 4
	42.696 (42.696)	2:13.223 (1:30.527)	3:49.770 (1:36.548)
	5:27.893 (1:38.123)	7:04.495 (1:36.603)	8:44.084 (1:39.589)
	10:25.188 (1:41.105)	12:00.347 (1:35.159)	
5	Nelson, Emma	North Shore	12:02.16 2
	45.253 (45.253)	2:14.642 (1:29.389)	3:50.065 (1:35.424)
	5:28.354 (1:38.289)	7:04.996 (1:36.643)	8:44.113 (1:39.117)
	10:25.269 (1:41.157)	12:02.154 (1:36.885)	
6	Ashbahian, Michelle	Floral Park	12:48.22 1
	45.208 (45.208)	2:21.045 (1:35.837)	3:58.359 (1:37.315)
	5:38.179 (1:39.820)	7:22.724 (1:44.545)	9:15.543 (1:52.819)
	11:08.115 (1:52.573)	12:48.213 (1:40.098)	



Section 8 County Class A Championship - 6/10/2021

Mitchel Field Complex

Results

7	Becker, Caralinn	Floral Park	12:51.66
	43.113 (43.113)	2:15.462 (1:32.349)	3:57.447 (1:41.986)
	5:40.265 (1:42.818)	7:29.763 (1:49.498)	9:20.793 (1:51.030)
	11:11.083 (1:50.290)	12:51.656 (1:40.574)	
8	Granada, Aileen	Mineola	13:13.83
	40.652 (40.652)	2:13.396 (1:32.745)	3:54.284 (1:40.888)
	5:37.180 (1:42.897)	7:33.445 (1:56.265)	9:28.013 (1:54.568)
	11:23.412 (1:55.399)	13:13.828 (1:50.417)	
9	Kiefer, Sarah	Cold Spring	13:34.64
	47.233 (47.233)	2:22.552 (1:35.319)	4:13.032 (1:50.480)
	6:06.076 (1:53.045)	7:59.920 (1:53.845)	9:56.469 (1:56.549)
	11:52.654 (1:56.185)	13:34.637 (1:41.984)	
10	Testani, Gabriella	Wheatley Sch	14:06.05
	46.965 (46.965)	2:31.523 (1:44.558)	4:23.065 (1:51.543)
	6:15.555 (1:52.490)	8:12.123 (1:56.568)	10:13.260 (2:01.138)
	12:13.796 (2:00.536)	14:06.042 (1:52.246)	
11	Mosca, Chloe	Carle Place	14:15.08
	46.683 (46.683)	2:29.770 (1:43.088)	4:22.627 (1:52.857)
	6:16.812 (1:54.185)	8:17.305 (2:00.494)	10:19.257 (2:01.953)
	12:23.615 (2:04.358)	14:15.076 (1:51.462)	
12	Zanni, Isabella	Plainedge	14:22.94
	47.324 (47.324)	2:31.243 (1:43.919)	4:22.494 (1:51.252)
	6:14.253 (1:51.759)	8:16.688 (2:02.436)	10:19.188 (2:02.500)
	12:31.785 (2:12.597)	14:22.934 (1:51.149)	
13	Ciaramella, Amanda	Wantagh	14:28.10
	47.184 (47.184)	2:37.932 (1:50.748)	4:31.869 (1:53.938)
	6:31.039 (1:59.170)	8:32.338 (2:01.299)	10:35.249 (2:02.912)
	12:39.164 (2:03.915)	14:28.094 (1:48.930)	

Girls 100 Meter Hurdles

	Name	School	Prelims
Preliminaries			
1	Treble, Gaby	Oyster Bay	16.19Q
2	Sidoti, Ashley	Seaford	17.31Q
3	Gueye, Melissa	Valley Strea	17.80Q
4	LoMonte, Nicolette	Island Trees	18.23q
5	Brown, Leah	Seaford	18.35q
6	Carden, Olivia	Friends Acad	18.60q
7	Bury, Gabriella	Valley Strea	18.82q
8	Canelo, Laila	West Hempste	19.08
9	Freidberg, Kiara	Cold Spring	19.48
10	Mantione, Sydney	Seaford	19.49
11	Bassett, Sanai	Valley Strea	20.17
12	Mcevoy, Bianca	Oyster Bay	20.21
13	Steiner, MaryEllen	Mineola	20.25

Preliminaries ... (Girls 100 Meter Hurdles)

	Name	School	Prelims
14	Yunitis, Riley	Floral Park	20.73
15	Soni, Sanjana	Carle Place	20.82
16	Cynar, Jillian	Plainedge	21.22
17	Bonilla, Kayley	Plainedge	21.32
18	Mccann, Riley	Wantagh	22.99

Girls 100 Meter Hurdles


	Name	School	Finals
Finals			
1	Treble, Gaby	Oyster Bay	16.37 10
2	Sidoti, Ashley	Seaford	16.81 8
3	LoMonte, Nicolette	Island Trees	17.97 6
4	Carden, Olivia	Friends Acad	18.08 4
5	Brown, Leah	Seaford	18.40 2
6	Gueye, Melissa	Valley Strea	20.13 1

Girls 400 Meter Hurdles

	Name	School	Finals
Finals			
1	Green, Caroline	Friends Acad	1:07.39 10
2	Lehane, Kayley	North Shore	1:09.99 8
3	Silver, Anna	Oyster Bay	1:12.12 6
4	Carden, Olivia	Friends Acad	1:15.37 4
5	Leary, Erin	Carle Place	1:15.52 2
6	Kofod, Kathryn	Seaford	1:17.04 1
7	Healey, Amanda	West Hempste	1:18.79
8	Esposito, Kayla	Plainedge	1:18.87
9	Steiner, MaryEllen	Mineola	1:18.90
10	Yunitis, Riley	Floral Park	1:19.87
11	Cynar, Jillian	Plainedge	1:20.26
12	Kaelin, Anika	North Shore	1:23.90
13	Bonilla, Kayley	Plainedge	1:24.71
14	Guvecoglu, Derin	Mineola	1:31.21
---	Firouztale, Jules	North Shore	DQ

Girls 2000 Meter Steeplechase

	Name	School	Finals
Finals			
1	Keys, Emmie	Wheatley Sch	7:48.7h 10
2	Lehane, Kayley	North Shore	8:25.5h 8
3	Como, Olivia	Friends Acad	8:29.6h 6
4	Marchioli, Sophia	North Shore	8:33.7h 4
5	Hornick, Jade	Valley Strea	8:36.0h 2
6	Bury, Gabriella	Valley Strea	8:54.9h 1



Section 8 County Class A Championship - 6/10/2021

Mitchel Field Complex


Results

7	Bush, Madeline	North Shore	9:13.3h
8	Barton, Nayiri	Wheatley Sch	9:29.2h

Girls 4x100 Meter Relay			
Team	Relay	Finals	
Finals			
1	Malverne	A	52.85 10
	1) Johnson, Mikayla	2) Sanon, Karen	
	3) Fevrier-Babb, Jordyn	4) Olaniyan, Ololade	
2	Valley Stream South	A	53.86 8
	1) Ross, Kaitlyn	2) Bassett, Sanai	
	3) Gueye, Melissa	4) Daniels, Tori	
3	North Shore	A	54.30 6
	1) DeMillio, Sophia	2) Feuerborn, Jill	
	3) Guss, Ashton	4) Knoell, Juliet	
4	Cold Spring Harbor	A	54.59 4
	1) Fernandez, Anna	2) Ambriano, Elizabeth	
	3) Cardinale, Kimberly	4) Freidberg, Kiara	
5	West Hempstead	A	55.00 2
	1) Lugo, Kayla	2) Canelo, Laila	
	3) Rodriguez, Abigail	4) Mingo, Chance	
6	Plainedge	A	55.66 1
	1) McBride, Jenna	2) Meyenhofer, Molly	
	3) Olson, Madison	4) Esposito, Kayla	
7	Friends Academy (Li)	A	56.01
	1) Carpenter, Dijaye	2) Reyes, Ashley	
	3) Juhel, Kate	4) Byron, Hannah	
8	Island Trees	A	56.25
	1) DuBose, Nicolette	2) Ferrigno, Lenora	
	3) Sandez, Alyssa	4) McGowan, Gianna	
9	Wantagh	A	56.77
	1) Marchesi, Skylia	2) Giacometti, Giuliana	
	3) Astaiza, Isabella	4) Capuano, Francesca	
10	Wheatley School	A	58.21
	1) Papa, Victoria	2) O'Brien, Tara	
	3) Eshaghoff, Lily	4) Castiglie, Alexandra	
11	Locust Valley	A	58.37
	1) Daly, Kylie	2) Jauregui, Danielle	
	3) Barnaby, Emma	4) Simon, Clare	
---	Seaford	A	DQ
	1) Sidoti, Ashley	2) Brown, Leah	
	3) Mantione, Sydney	4) Kassimatis, Nicole	

Girls 4x400 Meter Relay

Team	Relay	Finals	
Finals			
1	West Hempstead	A	4:10.13 10
	1) Guerrier, Gloria	2) Guerrier, Joanfaith	
	3) Chicoye, Amelie	4) Guerrier, Victoria	
	1:01.738 (1:01.738)	2:07.018 (1:05.280)	3:10.208 (1:03.190)
	4:10.123 (59.915)		
2	Friends Academy (Li)	A	4:15.04 8
	1) Coleman, Adrienne	2) Green, Caroline	
	3) Carpenter, Dijaye	4) Frazer, Aislinn	
	2:08.560 (2:08.560)	3:14.943 (1:06.383)	4:15.033 (1:00.090)
3	North Shore	A	4:16.85 6
	1) Firouztale, Jules	2) Lehane, Kayley	
	3) Reagan, Fiona	4) Guss, Ashton	
	1:05.327 (1:05.327)	2:07.854 (1:02.527)	3:13.004 (1:05.150)
	4:16.845 (1:03.842)		
4	Oyster Bay	A	4:25.20 4
	1) Flanagan, Greta	2) Lubin, Nia	
	3) Silver, Anna	4) Ortuno, Gabriela	
	2:11.912 (2:11.912)	3:19.347 (1:07.436)	4:25.195 (1:05.848)
5	Locust Valley	A	4:31.74 2
	1) Daly, Kylie	2) Weiss, Madison	
	3) Macarthur, Shannon	4) Macarthur, Natalie	
	1:11.567 (1:11.567)	2:19.386 (1:07.819)	3:27.964 (1:08.578)
	4:31.738 (1:03.775)		
6	Wheatley School	A	4:32.84 1
	1) Barton, Nayiri	2) O'Keefe, Caitlin	
	3) Papa, Victoria	4) O'Brien, Tara	
	1:09.189 (1:09.189)	2:16.470 (1:07.282)	3:26.945 (1:10.475)
	4:32.838 (1:05.894)		
7	Island Trees	A	4:37.11
	1) McCrea, Nicole	2) McGowan, Gianna	
	3) Rodriguez, Claudia	4) Coll, Marygrace	
	2:21.568 (2:21.568)	3:28.534 (1:06.966)	4:37.102 (1:08.568)
8	Cold Spring Harbor	A	4:38.00
	1) Labuda, Sophie	2) Roberts, Caitlin	
	3) Stimpfl, Lindsay	4) Kisner, Alden	
	2:17.636 (2:17.636)	3:30.217 (1:12.582)	4:37.993 (1:07.776)
9	Wantagh	A	4:48.93
	1) Colombi, Nicole	2) Taggart, Kaitlyn	
	3) Jacobs, Sara	4) Witte, Isabella	
	1:12.216 (1:12.216)	2:26.897 (1:14.682)	3:39.380 (1:12.483)
	4:48.923 (1:09.544)		



Section 8 County Class A Championship - 6/10/2021

Mitchel Field Complex

Results

10	Mineola	A	4:55.09
	1) Krokan, Kine	2) Guvecoglu, Derin	
	3) Steiner, MaryEllen	4) Schrader, Sophia	
	1:14.257 (1:14.257)	2:28.187 (1:13.930)	3:41.041 (1:12.854)
	4:55.082 (1:14.042)		

11	Floral Park Memorial	A	5:29.32
	1) Kelly, Jacqueline	2) Battista, Olivia	
	3) Macatangay, Catherine	4) Chatterton, Tulah	
	1:14.302 (1:14.302)	2:36.024 (1:21.723)	4:03.335 (1:27.312)
	5:29.316 (1:25.982)		

Girls 4x800 Meter Relay

	Team	Relay	Finals	
Finals				
1	Wheatley School	A	10:11.30	10
	1) Keys, Emmie	2) Mendes, Juliana		
	3) O'Brien, Caroline	4) O'Keefe, Caitlin		
	1:18.712 (1:18.712)	2:37.645 (1:18.934)	3:51.257 (1:13.613)	
	5:09.749 (1:18.493)	6:28.612 (1:18.863)	7:45.543 (1:16.932)	
	8:59.145 (1:13.603)	10:11.298 (1:12.154)		
2	Friends Academy (Li)	A	10:32.36	8
	1) Frazer, Aislinn	2) Como, Olivia		
	3) Carden, Olivia	4) Coleman, Adrienne		
	1:16.674 (1:16.674)	2:40.773 (1:24.099)	3:56.112 (1:15.339)	
	5:23.153 (1:27.042)	6:42.185 (1:19.033)	8:02.298 (1:20.114)	
	9:10.673 (1:08.375)	10:32.352 (1:21.679)		
3	North Shore	A	10:41.35	6
	1) Rosencrans, Sophie	2) Salerno, Kate		
	3) Marchioli, Sophia	4) Firouztale, Jules		
	1:16.508 (1:16.508)	2:40.735 (1:24.227)	3:53.553 (1:12.818)	
	5:14.958 (1:21.406)	6:35.487 (1:20.529)	8:02.122 (1:26.635)	
	9:11.015 (1:08.894)	10:41.342 (1:30.327)		
4	Oyster Bay	A	10:57.05	4
	1) Flanagan, Greta	2) Gagliardi, Mia		
	3) Swezey, Lauren	4) Silver, Anna		
	1:18.708 (1:18.708)	2:49.104 (1:30.396)	4:08.640 (1:19.537)	
	5:38.326 (1:29.686)	6:56.437 (1:18.112)	8:20.652 (1:24.215)	
	9:32.612 (1:11.960)	10:57.049 (1:24.438)		
5	Valley Stream South	A	11:07.30	2
	1) Bury, Gabriella	2) Bobby, Sreeya		
	3) Fernandez, Yanelia	4) Hornick, Jade		
	1:18.993 (1:18.993)	2:43.928 (1:24.936)	4:03.405 (1:19.477)	
	5:36.757 (1:33.353)	6:51.149 (1:14.393)	8:23.879 (1:32.730)	
	9:40.358 (1:16.479)	11:07.292 (1:26.934)		

Finals ... (Girls 4x800 Meter Relay)


	Team	Relay	Finals	
6	Cold Spring Harbor	A	11:23.37	1
	1) Cotek, Kamila	2) Mulada, Sophia		
	3) Coles, Annabelle	4) Jasinski, Megan		
	1:23.248 (1:23.248)	2:55.224 (1:31.976)	4:16.583 (1:21.359)	
	5:40.469 (1:23.887)	7:02.509 (1:22.040)	8:36.542 (1:34.033)	
	9:54.842 (1:18.300)	11:23.368 (1:28.527)		
7	Locust Valley	A	11:36.21	
	1) Dostalek, Nicole	2) Titus, Rachel		
	3) Dunne, Elisabeth	4) Fallon, Deidre		
	1:19.424 (1:19.424)	2:55.238 (1:35.815)	4:16.203 (1:20.965)	
	5:46.768 (1:30.566)	7:13.844 (1:27.076)	8:45.216 (1:31.373)	
	10:08.348 (1:23.133)	11:36.208 (1:27.860)		
8	Floral Park Memorial	A	11:39.81	
	1) Ashbahian, Michelle	2) Battista, Olivia		
	3) Becker, Caralinn	4) Mills, Julia		
	1:21.204 (1:21.204)	2:58.965 (1:37.762)	4:26.472 (1:27.507)	
	6:02.183 (1:35.712)	7:28.166 (1:25.984)	8:55.873 (1:27.707)	
	10:15.693 (1:19.820)	11:39.803 (1:24.110)		
9	Plainedge	A	12:14.11	
	1) Colonel, Tara	2) Dorane, Cassandra		
	3) Ong, Kelly	4) Zanni, Isabella		
	1:23.333 (1:23.333)	2:57.673 (1:34.340)	4:36.150 (1:38.478)	
	6:23.259 (1:47.109)	7:49.597 (1:26.338)	9:28.112 (1:38.515)	
	10:41.352 (1:13.240)	12:14.103 (1:32.752)		

Girls High Jump

	Name	School	Finals	
Finals				
1	Roberts, Caitlin	Cold Spring	4-10.00	10
2	Banner, Sophia	North Shore	4-08.00	7
2	Haug, Natacia	W. Tresper C	4-08.00	7
4	Leary, Erin	Carle Place	J4-08.00	4
5	Macarthur, Shannon	Locust Valle	4-06.00	2
6	Griffith, Gabrielle	Valley Strea	4-04.00	0.5
6	Fallon, Deidre	Locust Valle	4-04.00	0.5
8	McCrea, Nicole	Island Trees	4-02.00	
9	Healey, Amanda	West Hempste	J4-02.00	
---	Yunitis, Riley	Floral Park	NH	
---	Graziosi, Brianna	North Shore	NH	

Girls Pole Vault

	Name	School	Finals	
Finals				
1	LoMonte, Nicolette	Island Trees	9-06.00	10



Section 8 County Class A Championship - 6/10/2021

Mitchel Field Complex

Results

2	Kisner, Alden	Cold Spring	8-00.00	8
3	DeMillio, Sophia	North Shore	7-06.00	6
4	Ambriano, Elizabeth	Cold Spring	J7-06.00	4
5	Scheffel, Ella	North Shore	J7-06.00	2
6	Banner, Sophia	North Shore	7-00.00	1
7	Smith, Sofia	Cold Spring	6-06.00	

Girls Long Jump

Name	School	Finals
Finals		
1	Treble, Gaby	Oyster Bay 16-02.25 10
2	Gueye, Melissa	Valley Strea 15-09.00 8
3	Sandez, Alyssa	Island Trees 15-04.00 6
4	Jasinski, Kaitlyn	Cold Spring 15-03.00 4
5	Bassett, Sanai	Valley Strea 15-02.00 2
6	DeMillio, Sophia	North Shore 15-01.25 1
7	Coll, Marygrace	Island Trees 14-06.50
8	Grant, Kayla	Malverne 14-02.25
9	Olson, Madison	Plainedge 14-00.00
10	Romanelli, Annarose	Seaford 13-08.00
11	Finck, Emily	Plainedge 13-04.25
12	Garcia, Arianna	Seaford 13-03.00
13	Monferrato, Emily	Carle Place 12-11.00
14	Leary, Erin	Carle Place 12-09.50
15	McLaughlin, Sophia	Seaford 12-09.00
16	Morley, Emma	North Shore 10-10.00

Girls Triple Jump

Name	School	Finals
Finals		
1	Carpenter, Dijaye	Friends Acad 32-11.25 10
2	Esposto, Kayla	Plainedge 32-10.50 8
3	Sandez, Alyssa	Island Trees 32-08.50 6
4	Coll, Marygrace	Island Trees 32-05.25 4
5	Sidoti, Ashley	Seaford 32-02.00 2
6	Brown, Leah	Seaford 30-09.75 1
7	Romanelli, Annarose	Seaford 30-05.50
8	Rodriguez, Abigail	West Hempste 29-08.00
9	Mcevoy, Bianca	Oyster Bay 29-06.00
10	Griffith, Gabrielle	Valley Strea 29-03.75
11	Zhang, Cici	Wheatley Sch 29-01.25
12	Finck, Emily	Plainedge 28-08.50
13	Olson, Madison	Plainedge 28-00.00
14	Macarthur, Shannon	Locust Valle 27-04.50
15	Leone, Mia	Valley Strea 25-10.50
---	Becker, Caralinn	Floral Park FOUL

Girls Shot Put

Name	School	Finals
Finals		
1	Bernard, Lelani	Lawrence Hs, 31-05.00 10
2	Goner, Danielle	Lawrence Hs, 29-09.00 8
3	Segbedji, Kokoe	Floral Park 28-02.50 6
4	Rickenbacker, Azoria	Lawrence Hs, 27-11.50 4
5	Feuerborn, Jill	North Shore 27-03.00 2
6	Parrino, Jillian	Mineola 27-02.75 1
7	Buffolino, Kayla	Carle Place 26-01.00
8	Hough, Carolyn	Plainedge 24-09.50
9	Melnikov, Emma	Wheatley Sch 24-06.00
10	Constantino, Clementine	Friends Acad 24-04.25
11	McCormack, Giovanna	Locust Valle 24-01.25
12	Mays, LaMya	Valley Strea 23-05.00
13	Rezk, Sabrina	Oyster Bay 23-01.00

Girls Discus Throw

Name	School	Finals
Finals		
1	Segbedji, Kokoe	Floral Park 89-09 10
2	Feuerborn, Jill	North Shore 83-07 8
3	Goner, Danielle	Lawrence Hs, 76-08 6
4	Buffolino, Kayla	Carle Place 75-07 4
5	Parrino, Jillian	Mineola 75-04 2
6	Douglas, Amira	Malverne 72-00 1
7	Hough, Carolyn	Plainedge 68-11
8	Melnikov, Emma	Wheatley Sch 61-06
9	Constantino, Clementine	Friends Acad 60-11
10	McCormack, Giovanna	Locust Valle 59-02
11	Mays, LaMya	Valley Strea 58-10
12	Trzcinski, Alina	Valley Strea 50-06
13	Palas, Kalina	Valley Strea 45-09

Girls 1500 Meter Race Walk

Name	School	Finals
Finals		
1	Schneider, Casey	Cold Spring 9:08.88
1:45.759 (1:45.759) 4:16.035 (2:30.277) 6:47.931 (2:31.896)		
9:08.872 (2:20.942)		



Section 8 County Class A Championship - 6/10/2021

Mitchel Field Complex

Results

Boys 100 Meter Dash

Name	School	Prelims
Preliminaries		
1 Daal, Billy	Friends Acad	11.57Q
2 Hert, Zeke	North Shore	11.68Q
3 Lagnese, Dominic	W. Tresper C	11.67q
4 Bran, Angel	Lawrence Hs,	11.86q
5 Dauz, Aiden	W. Tresper C	12.13q
6 Rice, Robert	Wantagh	12.17q
7 Randall, Chyance	Malverne	12.19q
8 Schiralli, Justin	Seaford	12.25q
9 Cantley, Kevin	Seaford	12.28q
10 Loring, Caleb	North Shore	12.45
11 Spence, Jabari	Malverne	12.50
12 Ong, Brian	Plainedge	12.54
13 Martinez, John	Island Trees	12.65
14 Russell, Malachi	Friends Acad	12.86
15 Dowling, Nicholas	Plainedge	13.21

Boys 100 Meter Dash

Name	School	Finals
Finals		
1 Daal, Billy	Friends Acad	11.58 10
2 Hert, Zeke	North Shore	11.80 8
3 Lagnese, Dominic	W. Tresper C	11.88 6
4 Bran, Angel	Lawrence Hs,	12.07 4
5 Cantley, Kevin	Seaford	12.27 2
6 Dauz, Aiden	W. Tresper C	12.30 1
7 Randall, Chyance	Malverne	12.40
8 Rice, Robert	Wantagh	12.44
9 Schiralli, Justin	Seaford	12.61

Boys 200 Meter Dash

Name	School	Prelims
Preliminaries		
1 DeJesus, Jordan	West Hempste	23.11Q
2 Lagnese, Dominic	W. Tresper C	23.70Q
3 Leporin, Aidan	North Shore	23.75Q
4 Babalola, Damilola	West Hempste	23.73q
5 Alvarez, Logan	Friends Acad	23.80q
6 Woodley, Julien	Valley Strea	23.86q
7 Stulberger, Aiden	North Shore	24.11q
8 El Mlilass, Ryan	Island Trees	24.21q

Preliminaries ... (Boys 200 Meter Dash)


Name	School	Prelims
9 Castin, Sylvain	Malverne	24.22q
10 Randall, Chyance	Malverne	24.32
11 Williams, Connor	Plainedge	24.39
12 Ong, Brian	Plainedge	24.44
13 Gutierrez, Jason	Valley Strea	24.67
14 Bran, Angel	Lawrence Hs,	24.69
15 Cantley, Kevin	Seaford	24.69
16 Loring, Caleb	North Shore	24.89
17 Rice, Robert	Wantagh	25.00
18 McLaughlin, Roy Brandon	Malverne	25.07
19 Oliveira, Steven	Island Trees	26.63

Boys 200 Meter Dash

Name	School	Finals
Finals		
1 DeJesus, Jordan	West Hempste	22.96 10
2 Lagnese, Dominic	W. Tresper C	23.54 8
3 Leporin, Aidan	North Shore	23.80 6
4 Woodley, Julien	Valley Strea	23.89 4
5 Babalola, Damilola	West Hempste	24.09 2
6 Alvarez, Logan	Friends Acad	24.14 1
7 El Mlilass, Ryan	Island Trees	24.34
8 Stulberger, Aiden	North Shore	24.47
9 Castin, Sylvain	Malverne	24.56

Boys 400 Meter Dash

Name	School	Finals
Finals		
1 Camardella, Ryan	North Shore	53.58 10
2 Mott, Logan	Friends Acad	53.59 8
3 Chinchilla, Derek	West Hempste	53.91 6
4 Karibbean, Steven	W. Tresper C	54.32 4
5 Gutierrez, Jason	Valley Strea	56.06 2
6 Maldonado, Ellean	West Hempste	56.24 1
7 Kocoris, Kristian	Plainedge	56.51
8 Strauss, Phil	Locust Valle	56.73
9 Swiatek, Patrick	Wantagh	56.78
10 Basel, Robert	Mineola	57.07
11 Pugliano, Ryan	Plainedge	57.64
12 Uralil, Justin	W. Tresper C	58.10
13 Arnedos, Vincent	Oyster Bay	58.21
14 Gabriel, Jon	Mineola	58.49
15 Green, Amir	Valley Strea	58.50
--- Pidherney, Jack	Seaford	FS



Section 8 County Class A Championship - 6/10/2021

Mitchel Field Complex


Results

Boys 800 Meter Run

	Name	School	Finals	
Finals				
1	Burfeind, Thomas 1:00.428 (1:00.428)	North Shore 2:00.317 (59.889)	2:00.32	10
2	Al-okla, Nadeem 1:00.250 (1:00.250)	Wheatley Sch 2:03.440 (1:03.190)	2:03.44	8
3	Paradis, Carson 1:01.638 (1:01.638)	North Shore 2:04.801 (1:03.164)	2:04.81	6
4	Rosencrans, Sam 1:02.888 (1:02.888)	North Shore 2:06.116 (1:03.228)	2:06.12	4
5	Burgess, Douglas 1:02.268 (1:02.268)	West Hempste 2:06.939 (1:04.672)	2:06.94	2
6	Schmuck, Jonh 1:02.152 (1:02.152)	Carle Place 2:07.270 (1:05.118)	2:07.27	1
7	Esquivel, Dylan 1:02.422 (1:02.422)	Island Trees 2:07.685 (1:05.263)	2:07.69	
8	Ragozino, Zachary 1:02.845 (1:02.845)	Friends Acad 2:08.726 (1:05.882)	2:08.73	
9	Silver, Isadore 1:02.884 (1:02.884)	Oyster Bay 2:09.151 (1:06.268)	2:09.16	
10	Martin, Ben 1:04.911 (1:04.911)	Friends Acad 2:14.884 (1:09.974)	2:14.89	
11	Stiehl, Benjamin 1:04.225 (1:04.225)	Mineola 2:15.081 (1:10.857)	2:15.09	
12	Zuniga, Thomas 1:03.825 (1:03.825)	Locust Valle 2:16.100 (1:12.276)	2:16.10	
13	Bubulinis, Athanasios 1:08.893 (1:08.893)	Locust Valle 2:18.311 (1:09.418)	2:18.32	
14	Osa, Joshua 1:07.963 (1:07.963)	Valley Strea 2:19.455 (1:11.493)	2:19.46	
15	Cascio, Will 1:08.196 (1:08.196)	Seaford 2:20.980 (1:12.784)	2:20.98	
16	McCoy, Matthew 1:10.762 (1:10.762)	Wantagh 2:23.664 (1:12.903)	2:23.67	
17	Wang, Michael 1:08.576 (1:08.576)	Seaford 2:24.344 (1:15.768)	2:24.35	
18	Blackwell, Jamari 1:09.211 (1:09.211)	Floral Park 2:25.314 (1:16.104)	2:25.32	
19	Worzel, William 1:10.553 (1:10.553)	Plainedge 2:28.613 (1:18.060)	2:28.62	

Boys 1600 Meter Run

	Name	School	Finals	
Finals				
1	Paradis, Carson 1:05.553 (1:05.553)	North Shore 2:14.513 (1:08.960)	4:29.78	10
	4:29.771 (1:04.779)			
2	Burfeind, Thomas 1:05.823 (1:05.823)	North Shore 2:14.776 (1:08.953)	4:30.18	8
	4:30.178 (1:05.019)			
3	Keffer, Riley 1:06.453 (1:06.453)	Oyster Bay 2:16.158 (1:09.705)	4:34.00	6
	4:33.992 (1:05.930)			
4	Zerbarini, Matthew 1:06.197 (1:06.197)	Island Trees 2:15.730 (1:09.534)	4:39.28	4
	4:39.273 (1:11.493)			
5	Rosencrans, Sam 1:07.897 (1:07.897)	North Shore 2:18.371 (1:10.475)	4:39.47	2
	4:39.464 (1:08.208)			
6	Cleere, Ryan 1:08.280 (1:08.280)	Floral Park 2:18.977 (1:10.697)	4:45.13	1
	4:45.130 (1:11.613)			
7	Ragozino, Zachary 1:08.614 (1:08.614)	Friends Acad 2:18.624 (1:10.010)	4:45.69	
	4:45.682 (1:14.148)			
8	Sanchez, Zachary 1:11.450 (1:11.450)	Floral Park 2:26.139 (1:14.689)	4:50.88	
	4:50.879 (1:08.994)			
9	Schmuck, Scott 1:11.306 (1:11.306)	Wheatley Sch 2:25.250 (1:13.945)	4:51.59	
	4:51.588 (1:10.578)			
10	Sampson, Jaden 1:11.108 (1:11.108)	Valley Strea 2:25.734 (1:14.627)	4:53.07	
	4:53.066 (1:11.558)			
11	Cascio, Will 1:13.741 (1:13.741)	Seaford 2:33.731 (1:19.990)	5:10.08	
	5:10.078 (1:15.479)			
12	Kanyaro, Ryan 1:12.212 (1:12.212)	Plainedge 2:30.491 (1:18.279)	5:11.31	
	5:11.303 (1:19.082)			
13	Munro, Myles 1:17.589 (1:17.589)	Seaford 2:38.485 (1:20.897)	5:12.64	
	5:12.636 (1:14.864)			
14	Eagle, John 1:17.829 (1:17.829)	Seaford 2:38.784 (1:20.956)	5:20.24	
	5:20.238 (1:17.680)			



Section 8 County Class A Championship - 6/10/2021

Mitchel Field Complex

Results

15	McCoy, Matthew	Wantagh	5:22.07
	1:16.899 (1:16.899)	2:39.335 (1:22.437)	4:03.160 (1:23.825)
	5:22.068 (1:18.908)		
16	Ventricelli, Michael	Plainedge	5:35.43
	1:17.191 (1:17.191)	2:41.740 (1:24.549)	4:11.239 (1:29.499)
	5:35.429 (1:24.190)		
17	Spiteri, Robert	Wantagh	5:49.59
	1:18.981 (1:18.981)	2:46.014 (1:27.034)	4:19.553 (1:33.539)
	5:49.588 (1:30.035)		

Boys 3200 Meter Run

	Name	School	Finals	
Finals				
1	Tardugno, Nicholas	Oyster Bay	10:12.93	10
	1:11.810 (1:11.810)	2:26.453 (1:14.644)	3:42.308 (1:15.855)	
	4:59.492 (1:17.185)	6:20.248 (1:20.756)	7:42.333 (1:22.086)	
	9:03.946 (1:21.613)	10:12.928 (1:08.983)		
2	Watson, Aiden	Island Trees	10:15.25	8
	1:12.043 (1:12.043)	2:26.696 (1:14.653)	3:42.535 (1:15.839)	
	4:59.710 (1:17.176)	6:19.953 (1:20.244)	7:42.058 (1:22.105)	
	9:03.652 (1:21.595)	10:15.249 (1:11.597)		
3	Sturge, Sam	North Shore	10:32.21	6
	1:13.376 (1:13.376)	2:30.830 (1:17.455)	3:50.276 (1:19.446)	
	5:12.208 (1:21.933)	6:34.645 (1:22.437)	7:56.922 (1:22.278)	
	9:17.596 (1:20.674)	10:32.205 (1:14.609)		
4	Paradis, Carson	North Shore	10:32.84	4
	1:18.416 (1:18.416)	2:40.581 (1:22.166)	4:01.486 (1:20.905)	
	5:18.477 (1:16.992)	6:37.042 (1:18.566)	7:56.951 (1:19.909)	
	9:17.556 (1:20.605)	10:32.839 (1:15.284)		
5	Burfeind, Thomas	North Shore	10:35.63	2
	1:18.529 (1:18.529)	2:40.529 (1:22.000)	4:01.462 (1:20.934)	
	5:18.533 (1:17.072)	6:37.096 (1:18.563)	7:56.870 (1:19.775)	
	9:17.777 (1:20.907)	10:35.628 (1:17.852)		
6	Ventricelli, Michael	Plainedge	10:54.61	1
	1:14.837 (1:14.837)	2:34.730 (1:19.894)	3:57.503 (1:22.774)	
	5:18.726 (1:21.223)	6:39.192 (1:20.467)	8:05.263 (1:26.072)	
	9:34.413 (1:29.150)	10:54.609 (1:20.196)		
7	Cannon, Kevin	Floral Park	11:05.26	
	1:12.067 (1:12.067)	2:27.275 (1:15.208)	3:45.838 (1:18.564)	
	5:12.127 (1:26.289)	6:39.278 (1:27.152)	8:09.803 (1:30.526)	
	9:40.072 (1:30.269)	11:05.257 (1:25.185)		
8	Miller, Ryan	Wantagh	11:19.03	
	1:18.825 (1:18.825)	2:41.015 (1:22.190)	4:05.881 (1:24.867)	
	5:31.317 (1:25.436)	7:00.426 (1:29.109)	8:30.948 (1:30.523)	
	9:59.751 (1:28.804)	11:19.026 (1:19.275)		



Section 8 County Class A Championship - 6/10/2021

Mitchel Field Complex

Results

Finals ... (Boys 3200 Meter Run)

Name	School	Finals
9 Munro, Myles	Seaford	11:25.28
1:21.036 (1:21.036)	2:44.960 (1:23.925)	4:09.726 (1:24.766)
5:35.405 (1:25.679)	7:03.432 (1:28.028)	8:32.598 (1:29.166)
10:00.007 (1:27.409)	11:25.272 (1:25.266)	
10 Reyes, Said	W. Tresper C	11:31.25
1:21.919 (1:21.919)	2:45.769 (1:23.850)	4:10.550 (1:24.782)
5:36.867 (1:26.317)	7:04.971 (1:28.105)	8:34.731 (1:29.760)
10:06.649 (1:31.918)	11:31.241 (1:24.593)	
11 Stump, Miles	W. Tresper C	11:45.01
1:22.998 (1:22.998)	2:48.739 (1:25.742)	4:17.966 (1:29.227)
5:48.835 (1:30.869)	7:19.473 (1:30.639)	8:52.601 (1:33.128)
10:22.601 (1:30.000)	11:45.008 (1:22.407)	
12 Tardugno, Christopher	Oyster Bay	11:54.51
1:19.296 (1:19.296)	2:44.557 (1:25.262)	4:12.740 (1:28.184)
5:45.077 (1:32.337)	7:18.252 (1:33.176)	8:51.397 (1:33.145)
10:23.849 (1:32.453)	11:54.510 (1:30.662)	
13 Donovan, Brennan	East Rockawa	12:06.64
1:26.683 (1:26.683)	2:56.392 (1:29.709)	4:28.431 (1:32.039)
6:04.067 (1:35.636)	7:40.226 (1:36.159)	9:15.788 (1:35.563)
10:47.778 (1:31.990)	12:06.633 (1:18.856)	
14 Carlinsky, Matthew	Oyster Bay	12:15.20
1:19.822 (1:19.822)	2:44.913 (1:25.092)	4:13.332 (1:28.419)
5:45.599 (1:32.267)	7:22.012 (1:36.414)	9:03.670 (1:41.658)
10:43.557 (1:39.887)	12:15.191 (1:31.635)	
15 Trerotola, Nicholas	Plainedge	12:18.22
1:26.568 (1:26.568)	2:56.077 (1:29.509)	4:27.840 (1:31.764)
6:01.676 (1:33.836)	7:37.233 (1:35.558)	9:13.235 (1:36.002)
10:49.360 (1:36.126)	12:18.213 (1:28.854)	
16 Labelson, Ethan	Friends Acad	12:47.28
1:27.987 (1:27.987)	3:03.539 (1:35.553)	4:41.855 (1:38.316)
6:18.399 (1:36.545)	7:54.827 (1:36.428)	9:32.279 (1:37.453)
11:13.156 (1:40.877)	12:47.276 (1:34.120)	

Boys 110 Meter Hurdles

Name	School	Prelims
Preliminaries		
1 Babalola, Oluwadolapo	West Hempste	16.09Q
2 Babalola, Damilola	West Hempste	16.79Q
3 Silverstein, Tristen	Seaford	18.55Q
4 Doyle, Deaglan	North Shore	19.51q
5 Scarry, Ryan	Plainedge	19.72q
6 Burns, Theo	Locust Valle	19.89q
7 Dekenipp, Connor	Island Trees	19.91q

8 Wong, Bryant	Seaford	20.02
9 Meichsner, Eric	W. Tresper C	20.12
10 Genova, Raymond	Mineola	20.16
11 Gurien, Ryan	Plainedge	20.55
12 Marroquin, Jhonatan	Lawrence Hs,	21.01
13 Bracken, Josaih	Mineola	21.07
14 Lespinasse, Jace	Malverne	21.23
15 Vairo, Thomas	Lawrence Hs,	24.79
16 Exarhos, John	Wheatley Sch	24.80

Boys 110 Meter Hurdles


Name	School	Finals
Finals		
1 Babalola, Oluwadolapo	West Hempste	15.97 10
2 Babalola, Damilola	West Hempste	17.28 8
3 Silverstein, Tristen	Seaford	18.66 6
4 Doyle, Deaglan	North Shore	19.23 4
5 Burns, Theo	Locust Valle	19.28 2
6 Scarry, Ryan	Plainedge	19.38 1

Boys 400 Meter Hurdles

Name	School	Finals
Finals		
1 Anderson, Eric	West Hempste	57.98 10
2 Silverstein, Tristen	Seaford	1:01.36 8
3 Coleman, Demarius	Friends Acad	1:03.26 6
4 Hyde, Matthew	Floral Park	1:05.55 4
5 Doyle, Deaglan	North Shore	1:06.08 2
6 Scarry, Ryan	Plainedge	1:07.97 1
7 Paradis, Caden	North Shore	1:08.61
8 Exarhos, John	Wheatley Sch	1:08.72
9 Edgar, Michael	Cold Spring	1:09.20
10 Mathewson, Chemir	Friends Acad	1:09.76
11 Marx, Robert	Plainedge	1:10.24
12 Vairo, Thomas	Lawrence Hs,	1:11.15
13 Bracken, Josaih	Mineola	1:11.30
14 Kelly, Conor	East Rockawa	1:11.35
15 Marroquin, Jhonatan	Lawrence Hs,	1:11.87
16 Kenny, Sean	W. Tresper C	1:12.93
17 Gurien, Ryan	Plainedge	1:15.83

Boys 3000 Meter Steeplechase

Name	School	Finals
Finals		
1 Al-okla, Nadeem	Wheatley Sch	10:26.5h 10
2 Schmuck, Bryan	Wheatley Sch	11:12.7h 8



Section 8 County Class A Championship - 6/10/2021

Mitchel Field Complex

Results

Finals ... (Boys 3000 Meter Steeplechase)

	Name	School	Finals	
3	Roumbous, Dean	Wantagh	11:54.2h	6
4	Labelson, Ethan	Friends Acad	12:58.2h	4
5	Silverstein, Tristen	Seaford	13:24.0h	2
6	Eagle, John	Seaford	14:43.7h	1

Boys 4x100 Meter Relay

	Team	Relay	Finals	
Finals				
1	North Shore	A	45.34	10
	1) Leporin, Aidan	2) Stulberger, Aiden		
	3) Loring, Caleb	4) Hert, Zeke		
2	W. Tresper Clarke	A	46.42	8
	1) Daut, Aiden	2) Martin, Kainoa		
	3) Karibian, Steven	4) Lagnese, Dominic		
3	Malverne	A	46.87	6
	1) McPhersor, Destin	2) Blagrove, Deandre		
	3) Randall, Chyance	4) McLaughlin, Roy Brandon		
4	Plainedge	A	48.00	4
	1) Dowling, Nicholas	2) Williams, Connor		
	3) Yi, Terry	4) Ong, Brian		
5	Wantagh	A	48.40	2
	1) Maitra, Hayden	2) L'Eplattenier, Ryan		
	3) Rice, Robert	4) Araoz, Aidan		
6	Friends Academy (Li)	A	48.79	1
	1) Alvarez, Logan	2) Daal, Billy		
	3) Russell, Malachi	4) Mathewson, Chemir		
7	Island Trees	A	48.83	
	1) Mazzallo, Mike	2) Zamroz, Danny		
	3) El Mlilass, Ryan	4) Martinez, John		
8	Mineola	A	50.33	
	1) Genova, Raymond	2) Basel, Robert		
	3) Pardo, Matthew	4) Gabriel, Jordan		
9	East Rockaway	A	52.11	
	1) DaCosta, Marco	2) Caradonna, Nicholas		
	3) Lynch, Kevin	4) Sommer, Sean		
---	West Hempstead	A	DNF	
	1) Rose, Qwayne	2) Babalola, Damilola		
	3) Gallo, Jake	4) Babalola, Oluwadolapo		

Boys 4x400 Meter Relay

	Team	Relay	Finals	
Finals				
1	West Hempstead	A	3:37.00	10
	1) DeJesus, Jordan	2) Burgess, Douglas		
	3) Chinchilla, Derek	4) Anderson, Eric		
	53.981 (53.981)	2:43.931 (1:49.950)	3:36.997 (53.066)	
2	W. Tresper Clarke	A	3:38.49	8
	1) Montoni, Nicholas	2) Pereira, Alex		
	3) Faude, Ryan	4) Karibian, Steven		
	54.062 (54.062)	2:45.199 (1:51.137)	3:38.487 (53.288)	
3	Friends Academy (Li)	A	3:44.13	6
	1) Coleman, Demarius	2) Martin, Ben		
	3) Ragozino, Zachary	4) Mott, Logan		
	2:51.061 (2:51.061)	3:44.127 (53.066)		
4	Malverne	A	3:49.76	4
	1) Lespinasse, Jace	2) Ricketts, Ricardo		
	3) Castin, Sylvain	4) McPhersor, Destin		
	2:53.207 (2:53.207)	3:49.754 (56.548)		
5	Valley Stream South	A	3:51.23	2
	1) Sampson, Jaden	2) Green, Amir		
	3) Osae, Joshua	4) Woodley, Julien		
	2:54.060 (2:54.060)	3:51.223 (57.164)		
6	Mineola	A	3:51.71	1
	1) Bracken, Josaih	2) Granados, Addison		
	3) Basel, Robert	4) Stiehl, Benjamin		
	2:55.299 (2:55.299)	3:51.704 (56.406)		
7	Plainedge	A	3:53.75	
	1) Gonnelli, Joseph	2) Pugliano, Ryan		
	3) Worzel, William	4) Kocoris, Kristian		
	2:57.620 (2:57.620)	3:53.750 (56.130)		
8	North Shore	A	3:57.33	
	1) Paradis, Caden	2) Attina, Aidan		
	3) Brady, Liam	4) Camardella, Ryan		
	3:00.906 (3:00.906)	3:57.321 (56.416)		
9	Wantagh	A	3:57.41	
	1) Minars, Michael	2) Montanile, Michael		
	3) Swiatek, Patrick	4) McAndrew, Christian		
	59.608 (59.608)	1:59.335 (59.727)	2:59.373 (1:00.038)	
	3:57.407 (58.035)			
10	Floral Park Memorial	A	4:00.16	
	1) Blackwell, Jamari	2) Cleere, Ryan		
	3) Gopie, Zackary	4) Tam, Gregory		
	56.165 (56.165)	1:59.087 (1:02.923)	3:01.067 (1:01.980)	
	4:00.154 (59.087)			



Section 8 County Class A Championship - 6/10/2021

Mitchel Field Complex

Results

Finals ... (Boys 4x400 Meter Relay)

Team	Relay	Finals
11 Lawrence Hs, NY	A	4:02.71
1) Mejia, Chris	2) Guzman, Brandon	
3) Vairo, Thomas	4) Morales, Jared	
1:00.379 (1:00.379)	1:59.274 (58.895)	3:02.754 (1:03.480)
4:02.707 (59.954)		
12 Carle Place	A	4:08.73
1) Yuruk, Deniz	2) Reyes, Mario	
3) Schmuck, Jonh	4) Marin, Glenn	
1:00.889 (1:00.889)	1:56.556 (55.667)	3:03.667 (1:07.112)
4:08.725 (1:05.058)		

Boys 4x800 Meter Relay

Team	Relay	Finals
Finals		
1 Wheatley School	A	8:41.19 10
1) Al-okla, Nadeem	2) Schmuck, Scott	
3) Schmuck, Lucas	4) Schmuck, Bryan	
1:07.265 (1:07.265)	2:09.193 (1:01.928)	3:14.954 (1:05.762)
4:25.315 (1:10.362)	5:28.404 (1:03.089)	6:39.837 (1:11.434)
7:38.626 (58.789)	8:41.183 (1:02.557)	
2 Island Trees	A	8:42.49 8
1) Watson, Aiden	2) Dammers, Benjamin	
3) Esquivel, Dylan	4) Zerbarini, Matthew	
1:07.505 (1:07.505)	2:11.305 (1:03.800)	3:15.327 (1:04.023)
4:31.806 (1:16.479)	5:33.274 (1:01.468)	6:38.814 (1:05.540)
7:38.787 (59.974)	8:42.487 (1:03.700)	
3 Oyster Bay	A	8:44.20 6
1) Capone, William	2) Keffer, Riley	
3) Silver, Isadore	4) Tardugno, Christopher	
1:07.439 (1:07.439)	2:11.579 (1:04.140)	3:11.917 (1:00.339)
4:22.821 (1:10.904)	5:24.443 (1:01.623)	6:40.313 (1:15.870)
7:39.321 (59.008)	8:44.199 (1:04.878)	
4 W. Tresper Clarke	A	8:52.83 4
1) Ventura, Andres	2) He, Kenny	
3) Faude, Ryan	4) Emile, Jayson	
2:17.749 (2:17.749)	3:18.597 (1:00.849)	4:28.502 (1:09.905)
5:32.562 (1:04.060)	6:41.747 (1:09.186)	7:42.590 (1:00.843)
8:52.825 (1:10.236)		
5 North Shore	A	9:18.55 2
1) Sturge, Sam	2) McDonnell, Shea	
3) Freund, Ryan	4) Rosencrans, Sam	
2:19.733 (2:19.733)	3:30.115 (1:10.383)	4:43.256 (1:13.142)
5:52.452 (1:09.196)	7:07.424 (1:14.973)	8:10.631 (1:03.207)
9:18.543 (1:07.913)		

6 Locust Valley	A	9:28.96 1
1) Bubulinis, Athanasios	2) Little, Ben	
3) Burns, Theo	4) Zuniga, Thomas	
2:23.072 (2:23.072)	3:34.060 (1:10.988)	4:47.303 (1:13.244)
5:56.054 (1:08.752)	7:10.981 (1:14.927)	8:19.797 (1:08.817)
9:28.952 (1:09.155)		
7 Seaford	A	9:59.77
1) Cascio, Will	2) Eagle, John	
3) Munro, Myles	4) Wang, Michael	
7:35.586 (7:35.586)	8:41.943 (1:06.357)	9:59.767 (1:17.825)
8 Friends Academy (Li)	A	10:02.64
1) Coleman, Demarius	2) Kontos, Chris	
3) Labelson, Ethan	4) Li, Raymond	
3:33.730 (3:33.730)	4:50.295 (1:16.566)	5:57.521 (1:07.226)
7:16.684 (1:19.164)	8:36.595 (1:19.912)	10:02.635 (1:26.040)
9 West Hempstead	A	10:04.47
1) Santos-Acosta, Alex	2) Gomez, Diego	
3) Sarmiento, Xavier	4) Tudisco, Joe	
7:37.407 (7:37.407)	10:04.470 (2:27.063)	
10 Cold Spring Harbor	A	10:05.15
1) Brown, John	2) Edgar, Michael	
3) Kitchin, Henry	4) Kouzougian, Edouard	
2:19.572 (2:19.572)	3:34.279 (1:14.707)	4:53.506 (1:19.228)
6:09.097 (1:15.592)	7:29.693 (1:20.596)	8:42.856 (1:13.164)
10:05.150 (1:22.294)		
11 Floral Park Memorial	A	10:07.52
1) Blackwell, Jamari	2) Cannon, Kevin	
3) Cleere, Ryan	4) Gopie, Zackary	
3:36.314 (3:36.314)	6:07.290 (2:30.976)	7:29.593 (1:22.304)
8:42.983 (1:13.390)	10:07.520 (1:24.537)	

Boys High Jump

Name	School	Finals
Finals		
1 Mott, Skyler	Friends Acad	5-10.00 10
2 Leporin, Aidan	North Shore	5-08.00 8
3 Smalls, Don	Lawrence Hs,	J5-08.00 6
4 Doyle, Deaglan	North Shore	J5-08.00 4
5 Babalola, Dolapo	West Hempste	J5-08.00 2
6 L'Eplattenier, Ryan	Wantagh	5-06.00 1
7 Sierzega, Adrian	Valley Strea	5-04.00
8 Strauss, Phil	Locust Valle	J5-04.00
--- Hyde, Matthew	Floral Park	NH



Section 8 County Class A Championship - 6/10/2021

Mitchel Field Complex

Results

Boys Long Jump

	Name	School	Finals	
Finals				
1	Bran, Angel	Lawrence Hs,	18-09.25	10
2	Yi, Terry	Plainedge	118-09.25	8
3	Williams, Connor	Plainedge	18-08.00	6
4	Pidherney, Jack	Seaford	18-05.00	4
5	Smalls, Don	Lawrence Hs,	18-04.00	2
6	Montoni, Nicholas	W. Tresper C	18-00.50	1
7	Guzman, Brandon	Lawrence Hs,	17-11.50	
8	Hert, Zeke	North Shore	17-08.25	
9	Rose, Qwayne	West Hempste	17-07.00	
10	Gonnelli, Joseph	Plainedge	16-10.00	
11	Gregory, Christopher	W. Tresper C	16-08.00	
12	Bonhomme, Elias	Valley Strea	16-03.00	

Boys Triple Jump

	Name	School	Finals	
Finals				
1	Mott, Skyler	Friends Acad	41-06.00	10
2	Mott, Logan	Friends Acad	40-03.00	8
3	Smalls, Don	Lawrence Hs,	38-01.00	6
4	Gonnelli, Joseph	Plainedge	37-07.50	4
5	Rose, Qwayne	West Hempste	37-04.00	2
6	Bonhomme, Elias	Valley Strea	36-06.75	1
7	Jean, Jalen	West Hempste	36-06.00	
8	Hessing, Jaeger	Valley Strea	36-04.50	
9	Yi, Terry	Plainedge	35-08.50	
10	Martinez, John	Island Trees	35-07.50	
11	Guzman, Brandon	Lawrence Hs,	34-11.00	
12	Tam, Gregory	Floral Park	33-08.25	
13	Minerva, Mikko	Seaford	32-02.25	

Boys Shot Put

	Name	School	Finals	
Finals				
1	Brown, David	Cold Spring	48-09.50	10
2	Quijada, Rommel	West Hempste	44-11.00	8
3	Williams, Bradley	Friends Acad	44-05.50	6
4	Romano, Dan	North Shore	44-03.50	4
5	Blagrove, Deandre	Malverne	39-07.50	2
6	LaMountain, Dominick	Plainedge	39-00.50	1
7	Ponce, Leo	North Shore	36-07.00	
8	Steiner, Robert	Plainedge	36-06.00	
9	Dietz, Michael	Plainedge	35-11.50	

10	Gregory, Christopher	W. Tresper C	35-08.00
11	Enwere, Jeffrey	Malverne	34-05.00
12	Vlahov, Romano	West Hempste	34-04.00
13	Zabowski, Peter	Seaford	32-08.00
14	Grant, Angel	West Hempste	31-10.00

Boys Discus Throw


	Name	School	Finals	
Finals				
1	Brown, David	Cold Spring	131-02	10
2	Williams, Bradley	Friends Acad	108-02	8
3	Blagrove, Deandre	Malverne	104-08	6
4	Romano, Dan	North Shore	103-08	4
5	Quijada, Rommel	West Hempste	101-08	2
6	Valle, Andres	Lawrence Hs,	1101-08	1
7	Mott, Skyler	Friends Acad	99-10	
8	Miller, Jason	East Rockawa	97-01	
9	Golio, Anthony	W. Tresper C	93-04	
10	Ponce, Leo	North Shore	90-04	
11	Steiner, Robert	Plainedge	88-02	
12	Zabowski, Peter	Seaford	84-02	
13	Khillan, Shawn	Wheatley Sch	82-01	
14	Cascio, Jack	Seaford	79-08	
15	Nerette, Attila	Valley Strea	76-05	

Women - Team Rankings - 18 Events Scored

1)	North Shore	97
2)	Friends Academy (LI)	71
3)	Cold Spring Harbor	53
4)	Oyster Bay	52
5)	Wheatley School	47
6)	Valley Stream South	44.5
7)	Island Trees	33
8)	Lawrence HS, NY	28
8)	West Hempstead	28
10)	Malverne	25
11)	Plainedge	20
12)	Floral Park Memorial	19
13)	Seaford	14
14)	Carle Place	10
15)	W. Tresper Clarke	7
16)	Locust Valley	6.5
17)	Mineola	3

Men - Team Rankings - 17 Events Scored

1)	North Shore	114
2)	Friends Academy (LI)	78



Section 8 County Class A Championship - 6/10/2021

Mitchel Field Complex

Results

3)	West Hempstead	73
4)	W. Tresper Clarke	40
5)	Wheatley School	36
6)	Lawrence HS, NY	29
7)	Plainedge	26
8)	Seaford	23
9)	Oyster Bay	22
10)	Island Trees	20
10)	Cold Spring Harbor	20
12)	Malverne	18
13)	Wantagh	9
13)	Valley Stream South	9
15)	Floral Park Memorial	5
16)	Locust Valley	3
17)	Mineola	1
17)	Carle Place	1



8

